

SMART INTERACTIVE TALK
INTERPRETATION OF FINANCIAL
INFORMATION
AND THE USE OF PERFORMANCE INDICATORS
IN THE PUBLIC SECTOR

November 11, 2020

**The European Cities for Sustainable
Public Finances (CSPF)**











by Alexander Heichlinger

Set-up & objectives

- The European **Cities for Sustainable Public Finances (CSPF)** (www.cspf.eu) was created in June 2020 by the Cities of Amsterdam (NL), Barcelona (ES), Bordeaux (FR), Hamburg (DE), the City of London (UK), Milan (IT) and Trondheim (NO).
- The CSPF is a high-level community between the CEOs/CFOs and Directors of Finance of these cities accompanied and managed by **KDZ – Centre for Public Administration Research** (www.kdz.eu).
- It aims to advocate for sound financial management, transparency and sustainability in European cities and to contribute to European capacity building in the economic and financial field at city level.
- This initiative is supported through active participation and partnership with the **European Commission - Eurostat** as it coincides with their efforts to formulate the EPSAS and to apply them EU wide.

European Cities for Sustainable Public Finances

City Facts

								
	City Population	834.713 (2016)	1,6 mio.	760.933 (2014)	1,8 mio.	8,42 million (Greater London)	1,3 mio.	195.449 (2018)
	City Area	219,31 km ²	102 km ²	578 km ²	755,3 km ²	1.572 km ² (Greater London)	182 km ²	341,19 km ²
	Metropolitan Area Population: Metropolitan Area:	2,4 mio. (2016) 2.580,42 km ²	4,8 mio. 2500 km ²	1,2 mio. 5.685 km ²	5,1 mio. 26.103 km ²	13,84 mio. (Eurostat estimates, 2015) 8.382 km ²	3,18 mio. 1579,8 km ²	296.764 (2018) 7295 km ²
€	City GDP (in million €) GDP per inhabitant (in thousands per inhabitant) Annual Budget (OP13: current expenditures, standardised financial report figures 2015)	64.500 (2015 figures) 77,9 (2015 figures) €3,4 billion	67.000 42,2 €2 billion	33.900 (2012 figures) 44,8 (2012 figures) €679,6 million	109.300 (2015) 60,5 €13,5 billion	446.536 51,5 €412,1 million	290.137 46 €2,8 billion	11.000 (2019) 57 (2019)

Format & benefits

- The CSPF meets **twice a year** around commonly selected topics of interest to its members, with the possibility to conduct bilateral meetings between the partners as well as preparatory or ad-hoc meetings online in between.
- **Exclusive membership** in the CSPF Group (one city per country)
- A collaborative approach of proposing, discussing and deciding (“voice and vote”) the selection of the CSPF themes and road-map, incl. possibility to **co-chair** the CSPF (rotating principle).
- Receipt of group’s meeting **reports** and final annual findings.
- **Visibility**, e.g. city logo placement (as official partner), and exclusive **positioning** of the city in the CSPF by KDZ communications

Road-map & Thematic areas 2020-2022*

2020/2021: THE CSPF “GREEN RECOVERY”

2021/2022: DIGITAL FINANCE

10-11 Dec '20
Virtual

1st Semester '21
Venue tbc

2nd Semester '21
Venue tbc

1st Semester '22
Venue tbc

Theme

Sustainable Cities and Communities (SDG 11) & Climate Action (SDG 13)

Theme

Affordable and Clean Energy (SDG 7)

Theme

Artificial Intelligence/ Robots/ Datafication

Theme

Open government & data and elements of SDG 16 (strong institutions)

Possible sub-topics:

- Public transport
- Inclusive and sustainable urbanization
- Climate change related planning and management
- Environmental impact of cities
- Green and public spaces
- Climate change, resilience to disasters, risk management

Possible sub-topics:

- Renewable energy
- Energy efficiency
- Role of utility companies

Possible sub-topics:

- How to use data for tax issues
- Effect on accounting systems and its role
- Change of finance officers' role
- Cost reduction
- Finance automatization and new finance services

Possible sub-topics:

- Data-driven digital budgeting processes & open budget
- Effective, accountable and transparent institutions
- Governance risk & compliance management (structure and procedures) & legal responsibility
- Information and data security (cybersecurity risks)

Transversal component: These themes and related issues such as potential investment initiatives will be also addressed taking into account how they are recorded in the respective accounting systems / financial reporting / IPSAS (EPSAS).

* This roadmap is to be understood as a proposal of themes and topics with room for possible adjustments in 2021 and/or 2022.

